




EDSON[®] Since 1859

Making Adventures Happen



8" ComfortGrip Strips #97001



12" ComfortGrip Strips #97002

!! IMPORTANT !!

Apply ComfortGrips™ only to a dry, clean and non-porous surface in temperatures between 50°F to 100°F

Installation Instructions

1. Test ComfortGrips™ in desired location, do not remove backing yet.
2. Use alcohol wipe to clean desired mounting surface; let surface thoroughly dry (Approx. 1-3 minutes).
3. Remove paper backing from ComfortGrips™ adhesive and carefully apply ComfortGrip™ to previously cleaned surface.
4. Firmly press ComfortGrip™ on to surface.
5. To ensure proper adhesion, let stand for 24 hours before use or exposing to elements (i.e. extreme temperatures, rain, snow, spray, etc.).
6. Enjoy your new Edson ComfortGrips™!



Installation Video



Go To: www.EdsonMarine.com/ComfortGrip-Install/
Or scan the QR code with your smart phone.



Cleaning Instructions: Clean with water and mild soap only. Do not use anything abrasive or any chemicals on ComfortGrips™.